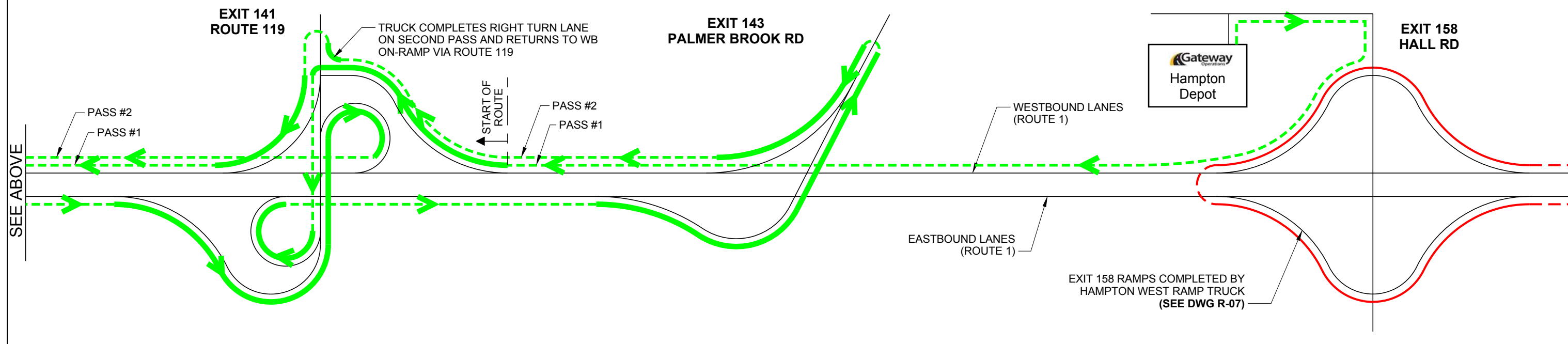
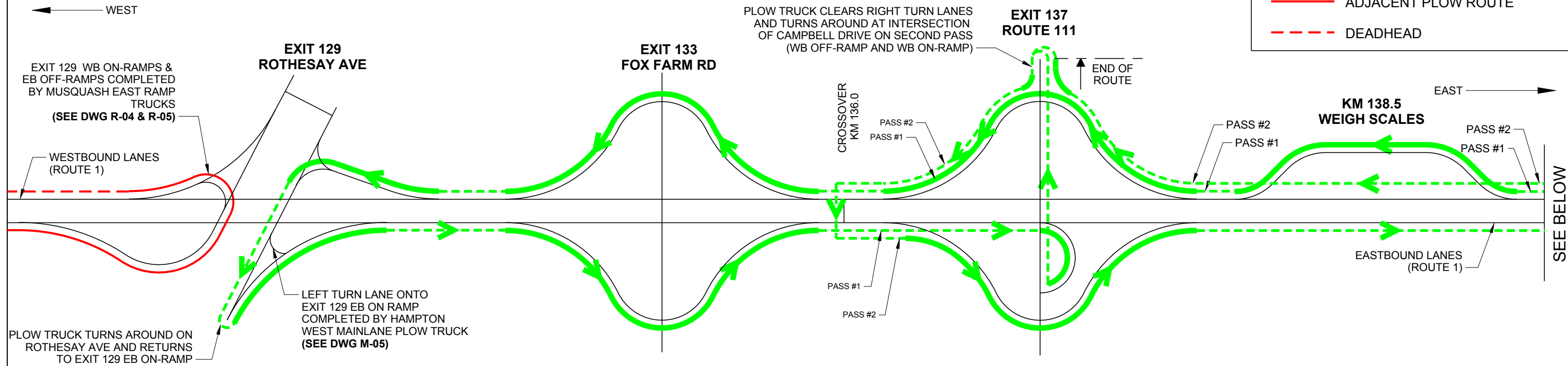


ROUTE 1 - HAMPTON WEST - RAMP PLOW ROUTE


Theoretical Plow Cycle Time: 70 mins (See Notes)
 Average Theoretical Plow Operating Speed: 42 km/h

LEGEND

- PLOW DOWN
- - - DEADHEAD (TRAVEL WITH PLOW UP)
- ADJACENT PLOW ROUTE
- - - DEADHEAD



- NOTES**
- 1) During poor visibility travel speeds will be reduced resulting in increased cycle times.
 - 2) Maximum travel speed while plowing is generally 50 km/h.
 - 3) Maximum travel speed during deadhead is generally 70 km/h.
 - 4) Mainlanes completed by 2 plow trucks working in unison of each other.



HAMPTON WEST - RAMP PLOW ROUTE

N.T.S.
Not to Scale

DWG R-06