



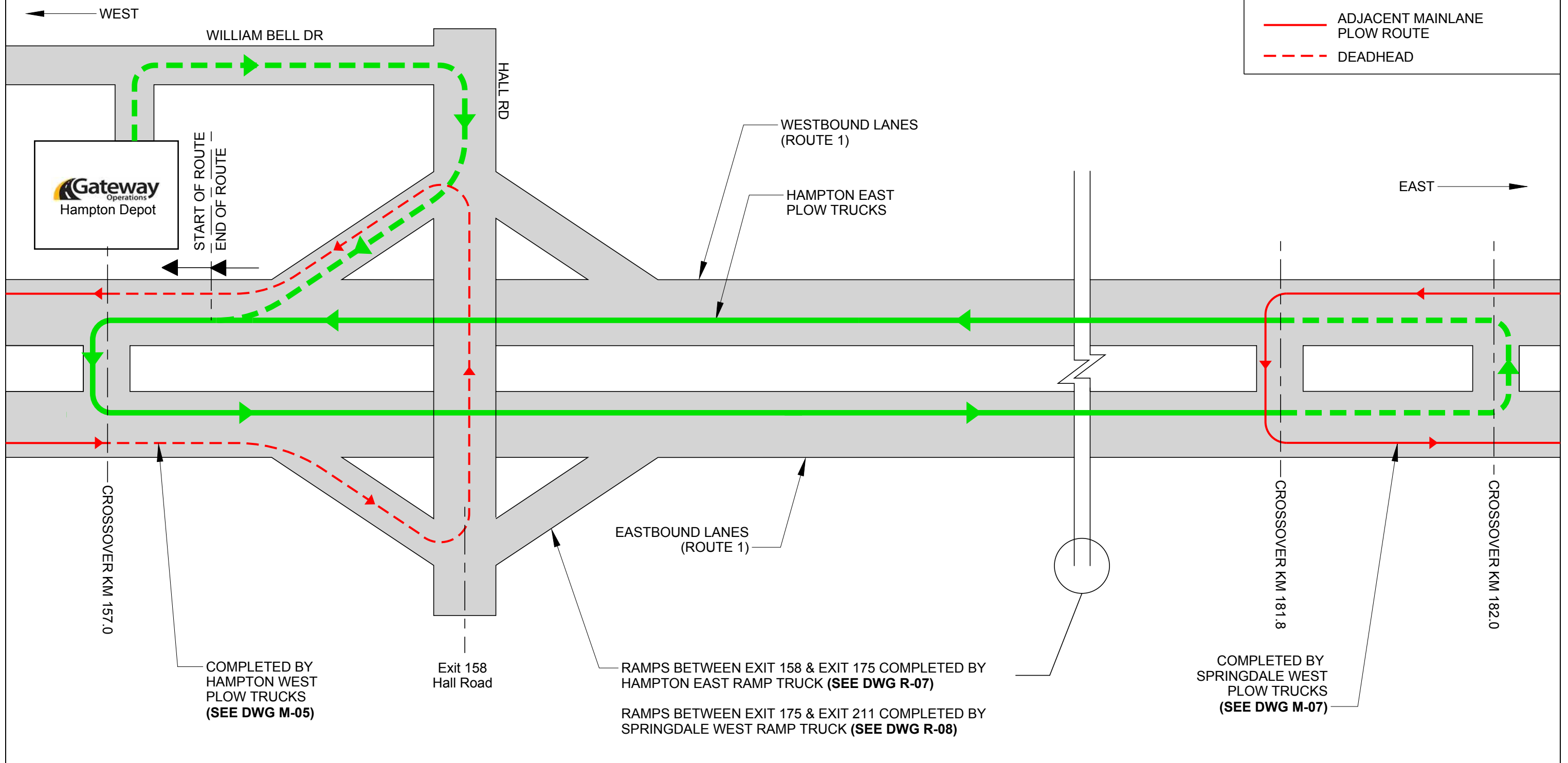


ROUTE 1 - HAMPTON EAST - MAINLANE PLOW ROUTE

Theoretical Plow Cycle Time: 76 mins (See Notes)
 Average Theoretical Plow Operating Speed: 42 km/h

LEGEND

-  PLOW DOWN
-  DEADHEAD (TRAVEL WITH PLOW UP)
-  ADJACENT MAINLANE PLOW ROUTE
-  DEADHEAD



NOTES

- 1) During poor visibility travel speeds will be reduced resulting in increased cycle times.
- 2) Maximum travel speed while plowing is generally 50 km/h.
- 3) Maximum travel speed during deadhead is generally 70 km/h.
- 4) Mainlanes completed by 2 plow trucks working in unison of each other.



HAMPTON EAST - MAINLANE PLOW ROUTE

N.T.S.
Not to Scale

DWG M-06